


LIBRARY LINES

LEXINGTON COUNTY PUBLIC LIBRARY — CONNECT. ENGAGE. ENRICH.

August 2022

OCEANS OF POSSIBILITIES

Summer Reading – The tide's gone out and the 2022 Summer Reading Program has officially come to a close. This year was filled with amazing presenters like Chad Crews, Didgeridoo Down Under, Porkchop Productions, SC Aquarium and so many more. Staff went all out on immersive programs and decorations — turning each branch into underwater marvels. A total of **8,488** patrons (a **10.75%** increase from last year) discovered the possibilities that await at the library by registering for summer reading, attending programs and, of course, reading.



Outreach – Batesburg-Leesville Branch Library set up a table at National Night Out on August 3. With their trusty prize wheel in hand, Branch Librarian Veronica Hastings and Library Assistant III Megan Ricard gave out library swag, toys and books to **75** members of the community.

On August 6, South Congaree-Pine Ridge Branch Librarian Carol Clark and Outreach Coordinator Kate Barry attended Tools for Schools — an event that provided school supplies and services to the community — at South Congaree Arena. The two of them signed up new patrons for library cards and gave out information about library resources.



LIBRARY LINES

That's a Wrap – Pelion Branch Library threw a *Summer Reading Wrap Up Party* on August 4. They celebrated the end of Summer Reading with a bubble machine, fresh popcorn and prizes.



On August 11, Cayce-West Columbia Branch Library held *Summer Wrap Up: Beach Party*. The teens watched a vintage surf movie, made sandcastles and enjoyed some cool treats.




Tie Dye – Swansea Branch Library put together *Epic Crafts: Tie Dye Party* on August 9. The kids had a fun time creating their own unique designs in the summer sunshine.



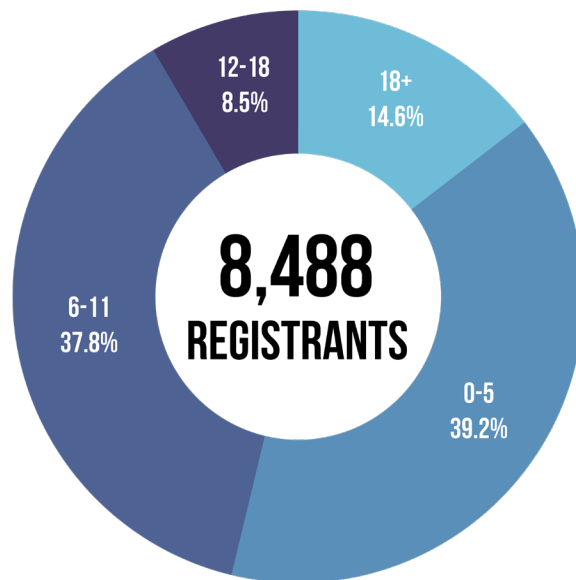
On August 25, Chapin Branch Library let the adults get in on the tie dye fun. They got extra creative and transformed plain white shirts, dresses and button downs into colorful masterpieces.



Page by Page – Gaston Branch Library's Babbling Book Club met on August 25. The pick for the month was the Newberry Award winning classic *Holes* by Louis Sachar. The teens discussed their thoughts on the book and how it compared to the film over delicious snacks.



Summer Reading Stats – Take a look at the age breakdown for Summer Reading — with the largest group being ages 0–5 at **39.2%**.



Handmade – Batesburg-Leesville Branch Library's Karyn Myers, library assistant III, hosted *Handmade: Jellyfish Painting* on August 15. Everyone in attendance left with artwork worthy of display.



On August 20, Lexington Main Library held *Handmade: Craft Corner*. The weekend program was attended by **14** patrons who got crafty and took home some remarkable creations.

Storytime – Irmo Branch Library got comfy on August 8 for their *Pajama Storytime*. With stuffed animal friends in hand, **21** kids enjoyed a relaxing evening of stories, songs and rhymes.



Gilbert-Summit Branch Library's Angie Brooks, library assistant III, took the storytime experience with her as she visited four local daycares in the town of Gilbert. She met a total of **57** kids.

**FUN
FACT**

The most searched for title in the month of August was ***Fallen* by Lauren Kate.**

Monthly Circulation Report

August 2022
Connect. Engage. Enrich.

Material Type	Batesburg- Leesville	Lexington	Cayce- West Columbia	Irmo	Chapin	Swansea	Gaston	Pelton	Gilbert- Summit	Mobile Library	South Congaree- Pine Ridge	Ebooks	SYSTEM TOTALS
Fiction Adult	690	5,941	2,901	3,504	1,658	186	227	420	351	359	421	—	16,658
Paperback	67	389	97	29	68	39	13	3	5	0	11	—	721
NonFiction Adult	345	3,629	1,404	1,606	710	113	191	239	186	112	236	—	8,771
LARGE PRINT	386	2,684	1,091	827	483	119	70	99	105	981	95	—	6,940
Non-Circulating	0	11	19	0	0	0	0	0	0	0	0	—	30
Interlibrary Loan	0	13	23	6	2	1	0	3	0	0	6	—	54
Periodical	135	688	276	277	366	34	30	62	34	27	26	—	1,955
Fiction Juvenile	510	7,024	1,453	2,061	1,210	68	207	242	290	657	305	—	14,027
NonFiction Juvenile	367	5,012	1,331	1,686	1,153	90	80	162	286	1,156	291	—	11,614
EASY	957	16,243	2,976	4,217	2,512	269	417	733	1,102	6,697	835	—	36,958
Fiction Young Adult	200	2,443	637	711	291	41	137	104	101	83	193	—	4,941
NonFiction Young Adult	20	173	65	72	30	4	8	8	6	10	19	—	415
Subtotal YS Print	2,054	30,895	6,462	8,747	5,196	472	849	1,249	1,785	8,603	1,643	—	67,955
Total Print Books	3,677	44,250	12,273	14,996	8,483	964	1,380	2,075	2,466	10,082	2,438	—	103,084
Audio Book Adult	25	447	215	414	166	15	16	42	1	188	23	—	1,552
Audio Book Juvenile	55	261	164	209	96	0	0	15	22	104	15	—	941
Video Adult	638	2,243	1,259	1,322	417	254	196	372	217	284	112	—	7,314
Video Juvenile	263	1,540	475	559	333	39	115	139	143	254	90	—	3,950
Total A/V	981	4,491	2,113	2,504	1,012	308	327	568	383	830	240	—	13,757
Realia	1	10	10	5	2	1	1	1	0	0	1	—	32
Total Hard Copy	4,659	48,751	14,396	17,505	9,497	1,273	1,708	2,644	2,849	10,912	2,679	—	116,873
Ebooks	n/a	n/a	n/a	n/a	n/a	n/a	n/a	n/a	n/a	n/a	n/a	15,631	15,631
Downloadable Audio	n/a	n/a	n/a	n/a	n/a	n/a	n/a	n/a	n/a	n/a	n/a	13,865	13,865
Downloadable Video	n/a	n/a	n/a	n/a	n/a	n/a	n/a	n/a	n/a	n/a	n/a	676	676
Downloadable Music	n/a	n/a	n/a	n/a	n/a	n/a	n/a	n/a	n/a	n/a	n/a	187	187
Downloadable Magazines	n/a	n/a	n/a	n/a	n/a	n/a	n/a	n/a	n/a	n/a	n/a	1,174	1,174
Total Downloadables	n/a	n/a	n/a	n/a	n/a	n/a	n/a	n/a	n/a	n/a	n/a	31,533	31,533
Total Circulation	4,659	48,751	14,396	17,505	9,497	1,273	1,708	2,644	2,849	10,912	2,679	31,533	148,406
Computer Internet	270	632	884	732	116	77	115	82	36	n/a	102	—	3,046
AWE Computer Sessions	84	169	384	112	121	26	1	55	57	n/a	34	—	1,043
Wifi	255	2237	951	813	297	122	179	168	112	n/a	108	—	5,242
Laptop	3	1	7	2	2	0	0	0	0	0	3	—	18
SmartBoard	0	3	0	0	0	0	0	0	0	0	0	—	3
Total Computer	612	3,042	2,226	1,659	536	225	295	305	205	0	247	0	9,352

August 2022 - Monthly Programs and Services Report



Lifelong Learning Programs	Batesburg-Leesville	Lexington	Cayce-West Columbia	Irmo	Chapin	Swansea	Gaston	Pelton	Gilbert-Summit	Mobile Library	South Congaree-Pine Ridge	Virtual				SYSTEM TOTALS
Adult Programs (In-House, Not Including Outreach)	3	12	20	6	4	2	2	6	2	0	4	—	—	—	—	61
Adult Programs (In-House, Not Including Outreach) Attendance	9	77	96	28	36	18	1	34	13	0	28	—	—	—	—	340
Virtual Adult Programs	0	0	0	0	0	0	0	0	0	0	0	—	—	—	—	0
Virtual Adult Programs Attendance	0	0	0	0	0	0	0	0	0	0	0	—	—	—	—	0
Mixed Ages Programs	1	0	1	0	0	1	0	1	1	0	1	—	—	—	—	6
Mixed Ages Programs Attendance	75	0	22	0	0	10	0	15	16	0	9	—	—	—	—	147
Children's/Teen Programs (In-House, Not Including Outreach)	9	12	5	4	10	4	2	9	3	0	3	—	—	—	—	61
Children's/Teen Programs (In-House, Not Including Outreach) Attendance	154	225	187	48	213	27	3	15	63	0	35	—	—	—	—	970
Virtual Children's/Teen Programs	0	0	0	0	0	0	0	0	0	0	0	—	—	—	—	0
Virtual Children's/Teen Programs Attendance	0	0	0	0	0	0	0	0	0	0	0	—	—	—	—	0
Outreach Programs (Adults + Children/Teens)	3	3	0	0	3	1	1	2	6	0	2	—	—	—	—	21
Outreach Programs (Adults + Children/Teen) Attendance	127	399	0	0	144	18	24	8	98	0	24	—	—	—	—	842
Virtual Outreach Programs (Adults + Children/Teen)	0	0	0	0	0	0	0	0	0	0	0	—	—	—	—	0
Virtual Outreach Programs (Adults + Children/Teen) Attendance	0	0	0	0	0	0	0	0	0	0	0	—	—	—	—	0
1:1 Training Sessions	4	6	5	3	0	0	0	0	0	0	0	—	—	—	—	18
Take and Make Kits	0	0	0	0	0	0	0	0	0	0	0	—	—	—	—	0
Book Drop Offs	0	0	0	0	0	0	0	80	0	0	0	—	—	—	—	80
TOTAL # VIRTUAL PROGRAMS	0	0	0	0	0	0	0	0	0	0	0	—	—	—	—	0
TOTAL # VIRTUAL PARTICIPANTS	0	0	0	0	0	0	0	0	0	0	0	—	—	—	—	0
TOTAL # PROGRAMS	16	27	26	10	17	8	5	18	12	0	10	—	—	—	—	149
TOTAL # PARTICIPANTS	365	701	305	76	393	73	28	72	190	0	96	—	—	—	—	2,299
Resources Used													Electronic Resources			SYSTEM TOTALS
Adult Books	1,489	12,677	5,545	5,977	2,923	459	502	765	647	1,452	770	—	—	—	—	33,206
Children's/Teen Books	2,054	30,895	6,462	8,747	5,196	472	849	1,249	1,785	8,603	1,643	—	—	—	—	67,955
Downloadable Reading	—	—	—	—	—	—	—	—	—	—	—	—	16,805	—	—	16,805
Magazines, Newspapers	135	688	276	277	366	34	30	62	34	27	26	—	—	—	—	1,955
Downloadable Watch/Listen	—	—	—	—	—	—	—	—	—	—	—	—	14,728	—	—	14,728
Adult Audio Books	25	447	215	414	166	15	16	42	1	188	23	—	—	—	—	1,552
Children's Audio Books	55	261	164	209	96	0	0	15	22	104	15	—	—	—	—	941
DVDs	638	2,243	1,259	1,322	417	254	196	372	217	284	112	—	—	—	—	7,314
Children's DVDs	263	1,540	475	559	333	39	115	139	143	254	90	—	—	—	—	3,950
Database Searches	—	—	—	—	—	—	—	—	—	—	—	—	—	—	43,129	—
TOTAL CIRCULATION	4,659	48,751	14,396	17,505	9,497	1,273	1,708	2,644	2,849	10,912	2,679	—	31,533	—	—	148,406
Individualized Assistance	Batesburg-Leesville	Lexington	Cayce-West Columbia	Irmo	Chapin	Swansea	Gaston	Pelton	Gilbert-Summit	Mobile Library	South Congaree-Pine Ridge	Email	Chat	Admin		SYSTEM TOTALS
General Questions	420	699	1370	472	407	200	64	170	208	7296	241	12	39	8		11,606
Technology-Related	102	126	132	25	14	17	24	60	12	0	86	0	3	0		601
Job-Related	12	74	10	9	5	6	3	25	3	0	6	0	0	0		153
Ebook-Related	0	159	41	16	12	0	2	15	2	8	19	9	3	0		286
TOTAL ASSISTANCE	534	1,058	1,553	522	438	223	93	270	225	7,304	352	21	45	8		12,646
Other Library Uses																TOTALS
Door Counter	2,464	19,976	0	10,925	4,032	682	818	679	2,131	0	1,094	—	—	—	—	42,801
Meeting/Study Room Use	1	116	0	11	6	0	2	1	1	0	2	—	—	—	—	140
Meeting/Study Attendance	1	485	0	55	27	0	2	3	4	0	9	—	—	—	—	586
Computer Use	54	123	106	103	96	17	1	33	55	0	30	—	—	—	—	616
WiFi	255	2237	951	813	297	122	179	168	112	0	108	—	—	—	—	5,242
New Cards Issued	59	562	171	172	86	23	25	34	23	4	43	—	—	—	—	1,202